





HUSTLER Aluminium Propellers


6hp-20hp 2 & 4 strokes with a 2 1/2" gearcase

202148	9 x 9	203201 ●	3		8 spline shaft, lock nut 2 stroke: 6, 8, 9.9, 15 / Sea Pro/Marathon 10, 15 4 stroke: 8, 9.9 ('95-'04), 15 ('89-'06). American model (gearshift in tiller arm + propeller lock nut)
202152	9 x 10				
202148	9 x 9	203207 ●	3		14 spline shaft 2 Stroke: 15hp. 4 Stroke: Bigfoot 8hp, 9.9hp (2005+) 4 Stroke: 15hp, 20hp (2007+). Japanese (Tohatsu) model: side gear shift lever & prop nut and split pin.
202152	9 x 10				


18hp-30hp 2 & 4 strokes with a 3" gearcase

202112	10 1/2 x 11	203021 ●	3		10 spline shaft 2 stroke: 18 ('80-'85), 20 ('86+), 25hp ('85+) / 4 stroke Bigfoot: 9.9, 15hp. American model (gearshift in tiller arm + propeller lock nut)
202116	10 5/8 x 13				
202124	10 5/8 x 11	203028 ●	3		10 spline shaft. 25-30hp (2006+) Japanese (Tohatsu) model: side gear shift lever & prop nut and split pin.
202128	10 5/8 x 13				




25hp-70hp 2 & 4 strokes with a 3 1/2" gearcase

202212	12 1/2 x 8	203011 ●	3		13 spline shaft 2 stroke: 30 ('94+) / 35, 45, 55 / 40, 50, 60 ('77+) / 70hp ('83-) / 4 stroke: 25 Bigfoot / 30 ('94-'05) / 40 to 60. If propeller strikes trim tab, replace with Mercury part #822777A1 or 76214AS
202216	12 x 10 1/2				
202220	10 7/8 x 11				
202224	10 3/4 x 12				
202228	10 1/2 x 13				
202232	10 3/8 x 14				
202236	10 3/8 x 15				

40hp-150hp 2 & 4 strokes with a 4 1/4" gearcase

202335	14 x 11	203501 ■	3		15 spline shaft (2 and 4 stroke) 40 to 60 Bigfoot / 70 ('87-'89) / 75, 80 ('78-'89), 90, 100, 115, 125, 140hp / 150 XR4/6 (thru 1993, includes equivalent Mariner Magnum I, II, III.) Mercury/Mariner (1977 and older) not available from Turning point propellers Inc
202337	14 x 13				
202321	13 3/4 x 15				
202322	13 1/4 x 17				
202329	13 3/4 x 19				
202333	13 1/4 x 21				
202334	13 1/4 x 23				

135hp-300hp V6 & Stern Drives with 4 3/4" gearcase

202413	15 1/4 x 15	203501 ■	3		15 spline shaft Does not fit Pro XS. V6 135 to 300hp / Verado 135 to 275hp. Alpha One, Alpha Gen. II and Bravo One ('83+). If propeller strikes trim tab, replace with Mercury part #822777A1 or 76214AS
202417	14 3/4 x 17				
202421	14 1/4 x 19				
202425	14 1/4 x 21				
202429	14 1/4 x 23				
202430	14 1/2 x 17	203501 ●	4		
202432	14 x 19				
202434	14 x 21				
202431	14 1/2 x 17	203501 ●	4		
202433	14 x 19				
202435	14 x 21				